

Open Access Article

Effect of Hot Water Treatment on Quality and Shelf-Life of Rambutan

Dondy A. Setyabudi^{1,*}, Kirana S. Sasmitaloka¹, Wisnu Broto¹, Sulusi Prabawati², Setyadjit^{1,*}

¹ Indonesian Center for Agriculture Postharvest Research and Development, Jl. Tentara Pelajar no. 12, Bogor 16114 Indonesia

² Indonesian Center for Horticulture Research and Development, Bogor, Indonesia

Abstract: Rambutan is a non-climacteric fruit and must be harvested at the peak of ripeness. Fruit browning and decay can occur 1 to 3 days after harvest and during storage and transportation. Hot water treatment holds promise for delaying the postharvest fruit quality decay and reducing pathogen growth. This research aims to investigate the effects of incorporating hot water treatment and temperature-controlled storage on the postharvest quality of rambutans. Rambutan fruit was treated in a hot water bath at 40° and 50°C for 0, 2, 4, 6, 8, and 10 minutes. Then, it was stored for 8 days at ambient (28–30°C) and controlled (10–18°C) temperatures. Combined hot water treatment and controlled storage temperature was an effective approach for managing postharvest decay, controlling postharvest diseases and insect pests, and maintaining the postharvest quality of the rambutan fruit. Rambutan fruit treated with hot water (40–50°C) for 6–10 minutes and stored at controlled temperature (10–18°C) could remain fresh for more than 8 days after harvest.

Keywords: hot water treatment, rambutan, temperature storage, quality.

热水处理对红毛丹品质和保质期的影响

摘要: 红毛丹是一种非更年期的水果, 必须在成熟高峰时收获。收获后以及储藏和运输过程中, 水果会发生褐变和腐烂 1 至 3 天。热水处理有望延缓采后果实品质的下降并减少病原体的生长。这项研究旨在调查结合热水处理和温度控制的存储对红毛丹收获后品质的影响。红毛丹果实在 40° 摄氏度和 50 摄氏度的热水浴中处理 0、2、4、6、8 和 10 分钟。然后, 将其在环境温度 (28–30 摄氏) 和受控温度 (10–18 摄氏) 下保存 8 天。结合热水处理和可控制的储藏温度是控制采后腐烂, 控制采后病虫害和保持红毛丹果实采后质量的有效方法。红毛丹果实用热水 (40–50 摄氏) 处理 6–10 分钟并保存在受控温度 (10–18 摄氏) 下, 可以在收获后保持新鲜 8 天以上。

关键词: 热水处理, 红毛丹, 温度存储, 质量。

1. Introduction

Rambutan (*Nephelium lappaceum* L.) is an important tropical fruit commonly grown in Southeast Asia. Recently, the leading producers and exporters of rambutan fruit have been Thailand, Malaysia, and Indonesia [1]. In 2018, Indonesia produced 715,935 tons of rambutan, increasing from 523,704 tons in 2017 [2]. It has an exotic appearance and contains many

vitamins, amino acids, carbohydrates, and a variety of minerals [3]. Rambutan has the potential to be developed as a profitable crop because it contains many compounds that are good for human health.

Generally, rambutan is consumed fresh. Rambutan is non-climacteric and must be harvested at maximum ripeness because further ripening does not continue after harvest [4]. It is harvested when the fruit has reached optimum visual appearance (red or yellow

Received: 6 January 2021 / Revised: 12 January 2021 / Accepted: 16 February 2021 / Published: 28 February 2021

About the authors: Dondy A. Setyabudi, Kirana S. Sasmitaloka, Wisnu Broto, Indonesian Center for Agriculture Postharvest Research and Development, Bogor, Indonesia; Sulusi Prabawati, Indonesian Center for Horticulture Research and Development, Bogor, Indonesia; Setyadjit, Research Professor, Indonesian Center for Agriculture Postharvest Research and Development, Bogor, Indonesia

Corresponding authors Dondy A. Setyabudi, Diasdon@gmail.com; Setyadjit, Setyadjit@pertanian.go.id

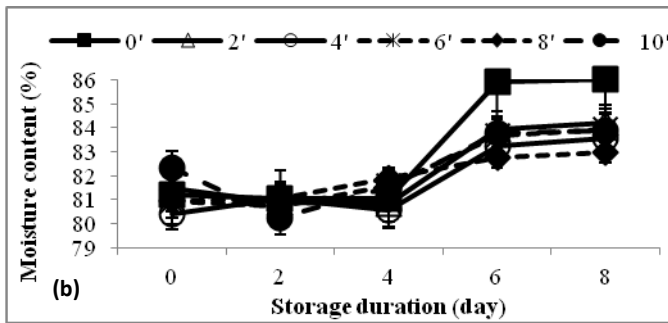


Fig. 1 The moisture content of rambutan stored at ambient temperature (28–30°C), after the dipping process at temperature: a) 40°C and b) 50°C

Rambutan is a fruit with a large number of stomata. The spintern surface of rambutan has five times more stomata than the pericarp surface [18]. Having so many stomata on the surface of the fruit can hasten fruit transpiration even if stored at low temperatures. Mota et al. [4] reported that decreases in the moisture content of rambutan were mainly caused by moisture loss from the pericarp, specifically through the spinterns. The high surface area to volume ratio of the spintern (hairy nature) partly accounts for its high propensity for moisture loss.

Transpiration that continues after the fruit is harvested also contributes to its rapid loss of water and freshness during storage. Fruit transpiration has a positive correlation with fruit respiration rate. Transpiration requires heat energy, which is the result of the respiration process, and then water vapor moves out of the fruit through the stomata [19]. Respiration produces heat, which can cause a further increase in heat, so that the process of water loss, withering, and growth of microorganisms will increase.

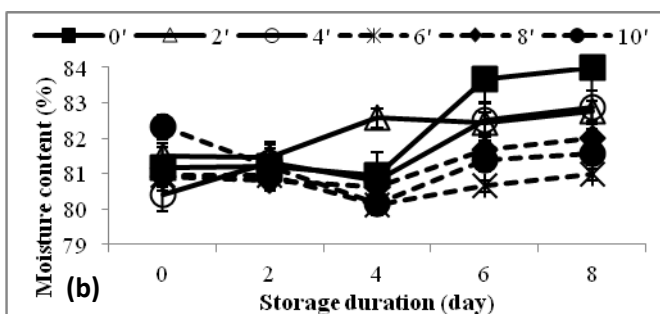
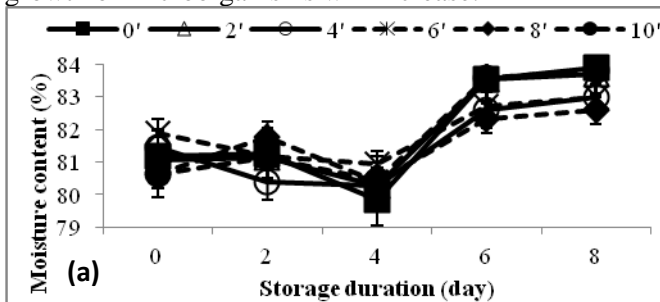


Fig. 2 The moisture content of rambutan stored at controlled temperature (10–18°C), after the dipping process at temperature: a) 40°C and b) 50°C

Overall, the water content of rambutan during

storage tended to be constant during storage (80–86%). The moisture content of rambutan during storage tended to decrease until the 4th day and then increased again until the 8th day of storage. The rambutans were thought to have lost water up to the 4th day, during the storage period. This is because, the respiration process occurs during the storage process, which causes the growth of microorganisms which can be detected by increasing the moisture content. Based on Figs. 1 and 2, the moisture content of the rambutans began to increase on the 6th day of storage, indicating that the microorganisms began to grow on the 6th day of storage as well. In general, rotten microorganisms obtain optimal growth conditions with an increase in temperature and humidity and can infect vegetables through existing lesions.

The moisture content of the rambutan fruit treated with hot water tended to decrease more slowly than without hot water treatment (control). This reinforces the argument that hot water treatment can slow down the process of respiration and transpiration in rambutans, thereby slowing the decrease of moisture content and maintaining the freshness of the rambutans during storage. Chiabrando & Giacalone [14] stated that hot water treatment is promising for delaying the postharvest fruit quality decay, or to reduce the pathogens' growth; this treatment inhibited the microbial growth during storage. This statement confirmed the research result of [20], which stated that hot water treatment has a significant effect on the log reduction of *S. enterica* and *E. coli*.

Moisture loss during storage not only causes weight loss, but also has the potential to damage, which ultimately results in lower quality. To a certain extent, the moisture loss does not have much effect on the quality of the material product, but when it reaches a minimum water loss, it can cause wilting and wrinkling, making the appearance less attractive, the texture soft, and ultimately a decrease in quality [12].

3.2. Weight Loss

Measurement of weight loss is generally used as the basis for measuring the quantity of horticultural products during storage [13]. At the beginning of storage, rambutan's weight loss at ambient temperatures ranges from 0.65 to 1.79%, while the weight loss of rambutan stored at ambient temperatures ranges from 0.28 to 3.19%. After 12 days of storage, the weight loss of rambutan stored at ambient temperatures ranges from 6.03 to 11.76%, while the weight loss of rambutan stored at ambient temperatures ranges from 10.16 to 15.28%.

Weight loss also occurs due to respiration and transpiration, which causes horticultural commodities to reduce their food reserves and lose water through evaporation. During respiration, carbohydrates, proteins, fats, and other nutrients in the product are

broken down into simpler substances by releasing heat energy, where the energy produced is not fully utilized by the product. However, most of it is lost in the form of heat that spreads to the environment [21], so that along with the length of storage, the food reserves contained in the fruit will decrease, which results in increased weight loss.

Hot water treatments significantly reduced the rate of weight loss in rambutan. The weight loss is essentially due to respiration and water transpiration rates. Hot water treatment can slow down the process of respiration and transpiration [8]. Rambutan with hot water treatment has respiration and transpiration process slower than without hot water treatment. This causes rambutan treated with hot water to have weight loss lower than rambutan without treated hot water.

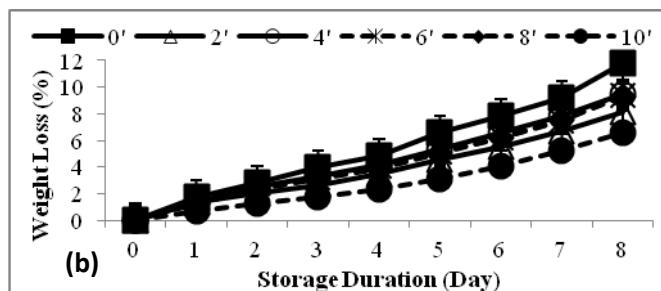
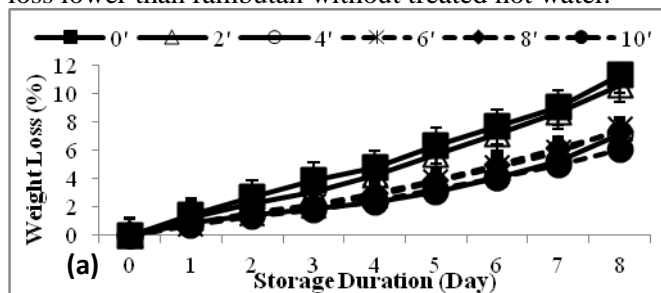


Fig. 3 Weight loss of rambutan stored at ambient temperature (28-30°C), after the dipping process at temperature: a) 40°C and b) 50°C

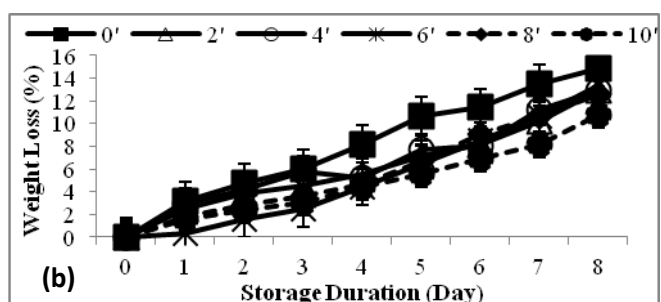
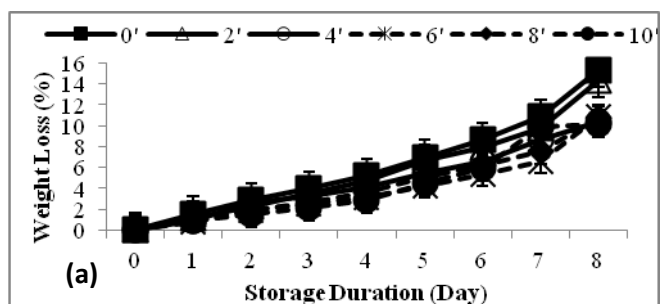


Fig. 4 Weight loss of rambutan stored at controlled temperature (10-18°C), after the dipping process at temperature: a) 40°C and b) 50°C

Low-temperature storage is one of the most widely used post-harvest technologies and can extend horticultural crops' shelf life [15]. However, temperature storage after hot water treatments did not have an effect on weight loss of rambutan during storage. This is in line with the research results of Chávez-Sánchez et al. [22], which state that antifungal hot water treatment at 55°C for 0, 3, 6, and 9 minutes at 25°C storage temperatures has no effect on weight loss of papaya fruits. In addition, Bassal & El-hamamhy [23] also stated that the hot water dipping treatment at 41°C for 20 minutes or 50°C for 5 minutes with the initial storage condition of 6 days at 16-18°C and RH 45-65% had no effect on the weight loss of citrus fruit.

Weight loss in rambutan occurs mainly as moisture loss from the pericarp. Furthermore, fruit are unmarketable at weight losses greater than 25% [4]. Based on this statement, rambutan with hot water treatment is marketable for 12 days of storage.

3.3. Respiration Rate

The respiration rate can be influenced by internal factors such as cultivar; growing season and region; and the maturity stage. External factors can also influence this, such as temperature, oxygen concentrations, carbon dioxide concentrations, and others [24]. Furthermore, the respiration rate is generally determined from the quantification of O_2 consumed and CO_2 produced by the product [25]. The potential shelf life of horticultural products after harvest has been shown to be closely related to their respiration rate [26].

The process of fruit ripening is normally viewed distinctly in climacteric and non-climacteric fruits, according to their respiratory patterns. The term "climacteric" was initially proposed to indicate the dramatic increase in respiration (rise in the production level of CO_2) of fruit during ripening [19]. In contrast, non-climacteric fruits do not show a dramatic change in respiration, CO_2 or ethylene production [27]. Based on this statement, rambutan as a non-climacteric fruit does not undergo a dramatic increase in respiration during ripening. Otherwise, this statement was inconsistent with our results, which has shown that rambutan do not show a dramatic increase in respiration and production of CO_2 . Although rambutan is a non-climacteric fruit, it demonstrates a climacteric pattern.

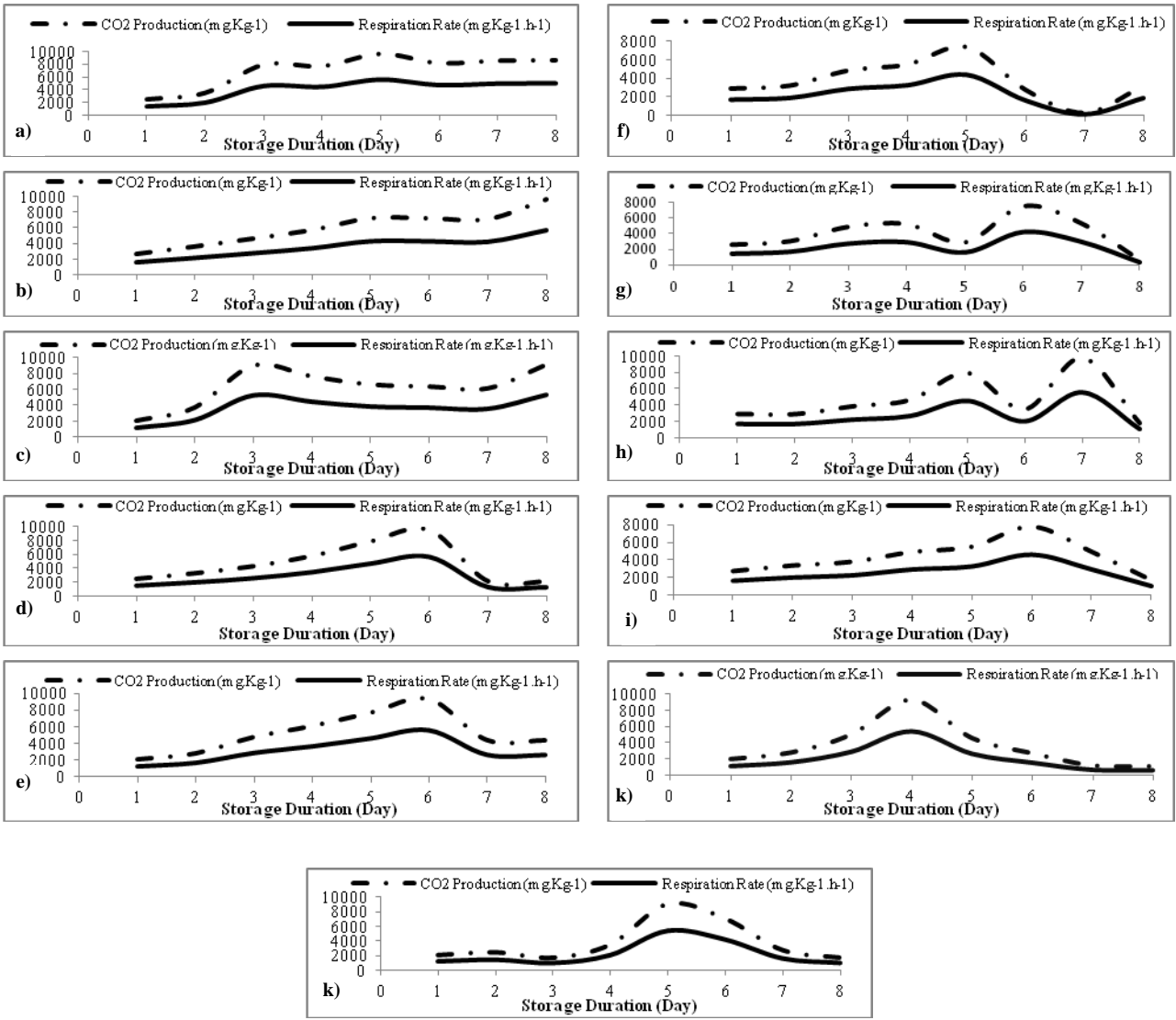
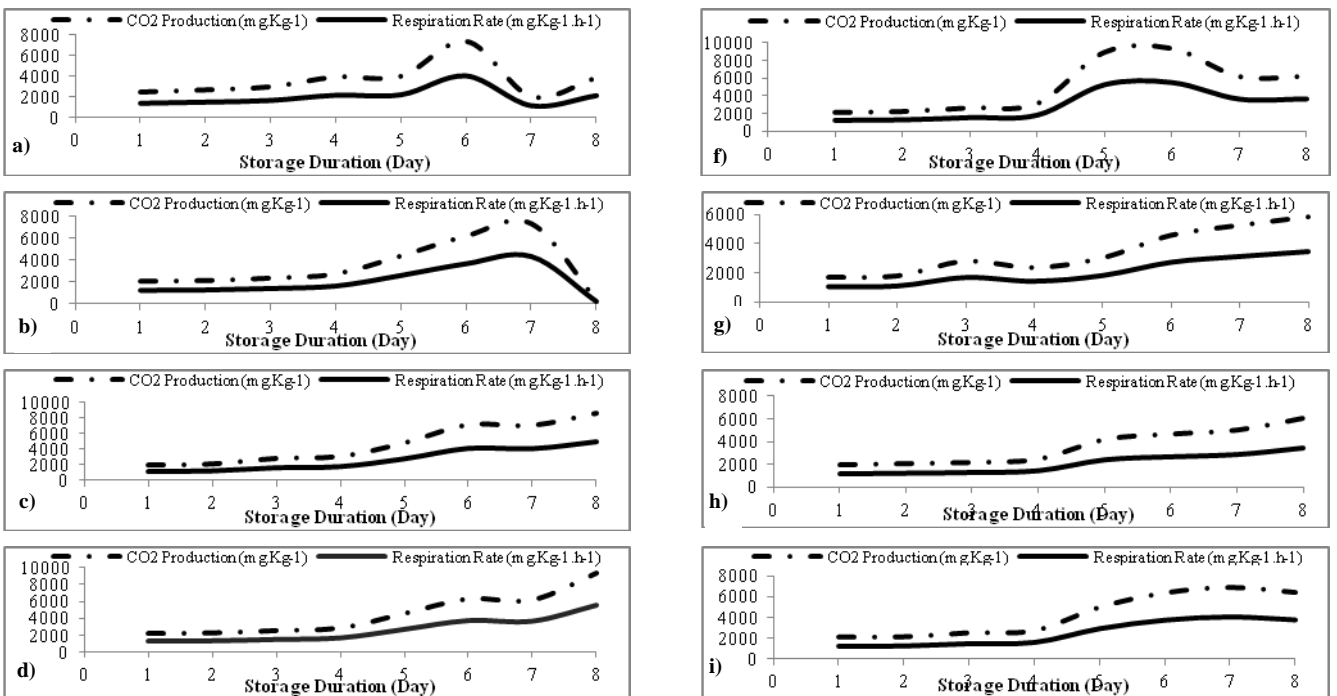


Fig. 5 CO₂ production and respiration rate of rambutan stored at ambient temperature with dipping treatment: a) 40°C for 2'; b) 40°C for 4'; c) 40°C for 6'; d) 40°C for 8'; e) 40°C for 10'; f) 50°C for 2'; g) 50°C for 4'; h) 50°C for 6'; i) 50°C for 8'; j) 50°C for 10'; and k) without dipping



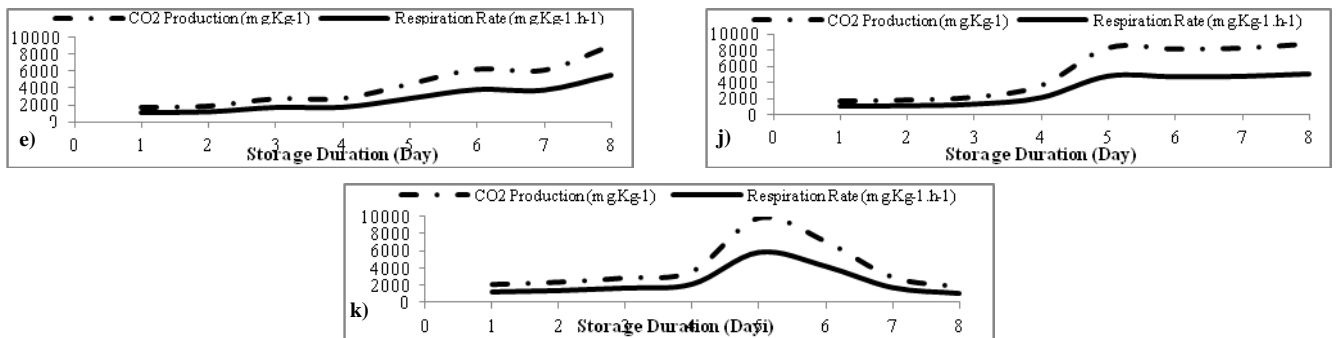


Fig. 6 CO₂ production and respiration rate of rambutan stored at controlled temperature with dipping treatment: a) 40°C for 2'; b) 40°C for 4'; c) 40°C for 6'; d) 40°C for 8'; e) 40°C for 10'; f) 50°C for 2'; g) 50°C for 4'; h) 50°C for 6'; i) 50°C for 8'; j) 50°C for 10'; and k) without dipping

Symons et al. [28] stated that ripening is a complex process which must be very tightly regulated. This process includes the changes in color, flavor, texture and aroma. The classification of fruits into climacteric and non-climacteric categories is an oversimplification. The results indicated that comparative analysis of plant-attached and plant-detached fruits did not show similarity in their ripening behavior. Furthermore, there is evidence that climacteric and non-climacteric fruits have some similar pathways of ripening.

The CO₂ production and respiration rate of rambutan without hot water treatment and stored at ambient temperature increase from day 3 until day 5, then decline after day 5 until day 8 (Fig. 5k). The peak of respiration rate represents the ripening of fruit, while the decline of respiration rate shows the senescence (overripening) of fruit [24]. This means that rambutan without hot water treatment and stored at ambient temperature will reach ripening stage at day 3 until day 5 after harvest, and will become overripe at day 6 until day 8 after harvest. Temperature is one working parameter that affects a lot of processes [29].

The peak of CO₂ production and the respiration rate of rambutan stored at ambient temperature occurred on days four to seven after harvesting (Fig. 5). The CO₂ production of rambutan stored at ambient temperature on day one was 1129.77 to 1724.51 mg. Kg⁻¹.h⁻¹. It increased between days four and seven (4456.23 to 5684.50 mg. Kg⁻¹.h⁻¹), then declined until day eight (317.05 to 2620.99 mg. Kg⁻¹.h⁻¹), except during treatment dipping at 40°C for two minutes (5009.50 mg. Kg⁻¹.h⁻¹), 40°C for four minutes (5735.00), and 40°C for six minutes (5331.50 mg. Kg⁻¹.h⁻¹). During cell enlargement to the maturation period, CO₂ production of rambutan fruit will decrease, then continue to increase during the ripening period until peaking. The respiration rate and CO₂ production of three treatments (Figs. 5a, 5b, and 5c) still increased eight days after harvesting. Therefore, this treatment can extend the shelf life of rambutan fruit.

The respiration rate depends on storage temperature and the availability of oxygen required for respiration [30]. Several studies on tropical fruits have also demonstrated the same results, namely the higher the

level of ripeness and storage temperature, the higher the respiration rate. A high respiration rate causes short shelf life. Conversely, a slow respiration rate will lead to a long shelf life [25].

Rambutan stored at a controlled temperature (without hot water treatment) had a longer shelf life than stored at ambient temperature. The CO₂ production and respiration rate of rambutan without hot water treatment and stored at a controlled temperature increased at day four until day five, then declined after day five until day eight (Fig. 6k). Thus, rambutan without hot water treatment and stored at a controlled temperature had a ripening stage of between days four and five after harvesting; they were ready to overripen six to eight days after being harvested.

A combination of hot water treatment and storage temperature could extend the shelf life and maintain the quality of the fruit. The peak of CO₂ production and the respiration rate of rambutan stored at a controlled temperature occurred on day four and remained almost stable until day eight after harvesting (Figs. 6c–6j). Therefore, this treatment could extend the shelf life of rambutan fruit for more than eight days after harvesting.

The hot water treatment for rambutan can be used directly for the preparation of fruit for supermarkets and the fresh fruit market, both of which require high-quality produce. However, the export market may require other quarantine treatment for pest and disease control if this one alone is not adequate. For high quantity treatment, it is necessary to have a device that can maintain the temperature during treatments and does not fluctuate.

4. Conclusion

A combination of hot water treatment and storage temperature is an effective approach for managing postharvest decay, controlling postharvest diseases and insect pests, and maintaining the postharvest quality of rambutan fruit. Rambutan fruit that receives hot water treatment of 40–50°C for between six and 10 minutes and stored at a controlled temperature (10–18°C) can maintain its freshness and extend its shelf life for more

than eight days after harvesting.

References

- [1] JAHURUL M. H. A., AZZATUL F. S., SHARIFUDIN M. S., NORLIZA M. J., HASMADI M., LEE J. S., PATRICIA M., JINAP S., RAMLAH GEORGE M. R., FIROZ KHAN M., and ZAIDUL I. S. M. Functional and nutritional properties of rambutan (*Nephelium lappaceum* L.) seed and its industrial application : A review. *Trends in Food Science & Technology*, 2020, 99: 367–374. <https://doi.org/10.1016/j.tifs.2020.03.016>
- [2] STATISTICS INDONESIA. *Statistics of Annual Fruit and Vegetable Plants 2018*. BPS-Statistics Indonesia, Jakarta, 2019.
- [3] HERNANDEZ-HERNANDEZ C., AGUILAR, C. N., RODRIGUEZ-HERRERA, R., FLORES-GALLEGOS A. C., MORLETT-CHÁVEZ J., GOVEA-SALAS M., and ASCACIO-VALDÉS J. A. Rambutan (*Nephelium lappaceum* L.): Nutritional and functional properties. *Trends in Food Science & Technology*, 2019, 85: 201–210. <https://doi.org/10.1016/j.tifs.2019.01.018>
- [4] MOTA M. D., DA BOA MORTE A. N., SILVA L. C. R. C. E., and CHINALIA F. A. Sunscreen protection factor enhancement through supplementation with Rambutan (*Nephelium lappaceum* L) ethanolic extract. *Journal of Photochemistry and Photobiology B: Biology*, 2020, 205: 111837. <https://doi.org/10.1016/j.jphotobiol.2020.111837>
- [5] LI W., ZENG J., and SHAO Y. Rambutan — *Nephelium lappaceum*. In: RODRIGUES S., DE OLIVEIRA SILVA E., and DE BRITO E. S. (eds.) *Exotic Fruits*. Academic Press, 2018: 369–375. <http://dx.doi.org/10.1016/B978-0-12-803138-4.00048-4>
- [6] HALIM H. R., HAPSARI D. P., JUNAEDI A., RITONGA A. W., NATAWIJAYA A., POERWANTO R., SOBIR, WIDODO W. D., and MATRA D. D. Metabolomics dataset of underutilized Indonesian fruits; rambai (*Baccaurea motleyana*), nangkadak (*Artocarpus nangkadak*), rambutan (*Nephelium lappaceum*) and Sidempuan salak (*Salacca sumatrana*) using GCMS and LCMS. *Data in Brief*, 2019, 23: 1–3. <https://doi.org/10.1016/j.dib.2019.103706>
- [7] SUPAPVANICH S. Effects of salicylic acid incorporated with lukewarm water dips on the quality and bioactive compounds of rambutan fruit (*Nephelium lappaceum* L.). *Chiang Mai University Journal of Natural Sciences*, 2015, 14(1): 23–38.
- [8] BOKHARI S. U. F., WANG L., ZHENG Y., and JIN P. Pre-storage hot water treatment enhances chilling tolerance of zucchini (*Cucurbita pepo* L) squash by regulating arginine metabolism. *Postharvest Biology and Technology*, 2020, 166: 111229. <https://doi.org/10.1016/j.postharvbio.2020.111229>
- [9] VEGA-ALVAREZ M., SALAZAR-SALAS N. Y., LOPEZ_ANGULO G., PINEDA-HIDALGO K. V., LÓPEZ-LÓPEZ M. E., VEGA-GARCÍA M. O., DELGADO-VARGAS F., and LÓPEZ-VALENZUELA J. A. Metabolomic changes in mango fruit peel associated with chilling injury tolerance induced by quarantine hot water treatment. *Postharvest Biology and Technology*, 2020, 169: 111299. <https://doi.org/10.1016/j.postharvbio.2020.111299>
- [10] SALAZAR-SALAS N. Y., VALENZUELA-PONCE L., VEGA-GARCIA M. O., PINEDA-HIDALGO K. V., VEGA-ALVAREZ M., CHAVEZ-ONTIVEROS J., DELGADO-VARGAS F., and LOPEZ-VALENZUELA J. A. Protein changes associated with chilling tolerance in tomato fruit with hot water pre-treatment. *Postharvest Biology and Technology*, 2017, 134: 22–30. <http://dx.doi.org/10.1016/j.postharvbio.2017.08.002>
- [11] LOAYZA F. E., BRECHT J. K., SIMONNE A. H., PLOTTO A., BALDWIN E. A., BAI J., and LON-KAN E. Enhancement of the antioxidant capacity of ripe tomatoes by the application of a hot water treatment at the mature-green stage. *Postharvest Biology and Technology*, 2020, 161: 111314. <https://doi.org/10.1016/j.postharvbio.2020.111314>
- [12] VILAPLANA R., CHICAIZA G., VACA C., and VALENCIA-CHAMORRO S. Combination of hot water treatment and chitosan coating to control anthracnose in papaya (*Carica papaya* L.) during the post-harvest period. *Crop Protection*, 2020, 128: 105007. <https://doi.org/10.1016/j.cropro.2019.105007>
- [13] YANG R., HAN Y., HAN Z., ACKAH S., LI Z., BI Y., YANG Q., and PRUSKY D. Hot water dipping stimulated wound healing of potato tubers. *Postharvest Biology and Technology*, 2020, 167: 111245. <https://doi.org/10.1016/j.postharvbio.2020.111245>
- [14] CHIABRANDO V., & GIACALONE G. Efficacy of hot water treatment as sanitizer for minimally processed table grape. *Journal of Cleaner Production*, 2020, 257: 120364. <https://doi.org/10.1016/j.jclepro.2020.120364>
- [15] ENDO H., OSE K., BAI J., and IMAHORI Y. Effect of hot water treatment on chilling injury incidence and antioxidative responses of mature green mume (*Prunus mume*) fruit during low temperature storage. *Scientia Horticulturae*, 2019, 246: 550–556. <https://doi.org/10.1016/j.scienta.2018.11.015>
- [16] ASSOCIATION OF OFFICIAL ANALYTICAL CHEMIST. *Official Methods of Analytical of The Association of Official Analytical Chemist*. Association Of Official Analytical Chemist, Washington, District of Columbia, 2019.
- [17] SONG C., LI A., CHAI Y., LI Q., LIN Q., and DUAN Y. Effects of 1-Methylcyclopropene combined with modified atmosphere on quality of fig (*Ficus carica* L.) during post-harvest storage. *Journal of Food Quality*, 2019, 2019: 2134924. <https://doi.org/10.1155/2019/2134924>
- [18] MUHAMED S., & KURIEN S. Phenophases of rambutan (*Nephelium lappaceum* L.) based on extended BBCH- scale for Kerala, India. *Current Plant Biology*, 2018, 13: 37–44. <http://dx.doi.org/10.1016/j.cpb.2017.10.001>
- [19] CHEN Y., GRIMPLET J., DAVID K., CASTELLARIN S. D., TEROL J., WONG D. C. J., LUO Z., SCHAFFER R., CELTON J.-M., TALON M., GAMBETTA G. A., and CHERVIN C. Ethylene receptors and related proteins in climacteric and non-climacteric fruits. *Plant Science*, 2018, 276: 63–72. <https://doi.org/10.1016/j.plantsci.2018.07.012>
- [20] KHAREL K., YEMMIREDDY V. K., GRAHAM, C. J., PRINYAWIWATKUL W., and ADHIKARI A. Hot water treatment as a kill-step to inactivate *Escherichia coli* O157:H7, *Salmonella enterica*, *Listeria monocytogenes* and *Enterococcus faecium* on in- shell pecans. *LWT*, 2018, 97: 555–560. <https://doi.org/10.1016/j.lwt.2018.07.048>
- [21] LUFU R., AMBAW A., and OPARA U. L. Water loss of fresh fruit : Influencing pre-harvest, harvest and post-harvest factors. *Scientia Horticulturae*, 2020, 272: 109519. <https://doi.org/10.1016/j.scienta.2020.109519>

- [22] CHÁVEZ-SÁNCHEZ I., CARRILLO-LÓPEZ A., VEGA-GARCÍA M., and YAHIA E. M. The effect of antifungal hot-water treatments on papaya postharvest quality and activity of pectinmethylesterase and polygalacturonase. *Journal of Food Science and Technology*, 2013, 50(1): 101–107. <https://doi.org/10.1007/s13197-011-0228-0>
- [23] BASSAL M., & EL-HAMAHMY M. Hot water dip and preconditioning treatments to reduce chilling injury and maintain post-harvest quality of Navel and Valencia oranges during cold quarantine. *Postharvest Biology and Technology*, 2011, 60(3): 186–191. <https://doi.org/10.1016/j.postharvbio.2011.01.010>
- [24] GONZÁLEZ-BUESA J., & SALVADOR M. L. An Arduino-based low cost device for the measurement of the respiration rates of fruits and vegetables. *Computers and Electronics in Agriculture*, 2019, 162: 14–20. <https://doi.org/10.1016/j.compag.2019.03.029>
- [25] HO P. L., TRAN D. T., HERTOGE M. L. A. T. M., and NICOLAÏ B. M. Modelling respiration rate of dragon fruit as a function of gas composition and temperature. *Scientia Horticulturae*, 2020, 263: 109138. <https://doi.org/10.1016/j.scienta.2019.109138>
- [26] LUFU R., AMBAW A., and OPARA U. L. The contribution of transpiration and respiration processes in the mass loss of pomegranate fruit (cv. Wonderful). *Postharvest Biology and Technology*, 2019, 157: 110982. <https://doi.org/10.1016/j.postharvbio.2019.110982>
- [27] JIANG Y.-L., CHEN L.-Y., LEE T.-C., and CHANG P.-T. Improving post-harvest storage of fresh red-fleshed pitaya (*Hylocereus polyrhizus* sp.) fruit by pre-harvest application of CPPU. *Scientia Horticulturae*, 2020, 273: 109646. <https://doi.org/10.1016/j.scienta.2020.109646>
- [29] TENGJIAO L., ZIRUI Z., FEIYANG J., and BINGKUI C. An analytic algorithm of time-varying mesh stiffness of helical gears considering temperature effect. *Journal of Hunan University Natural Sciences*, 2020, 47(2): 6-13. <http://jonuns.com/index.php/journal/article/view/384>
- [30] ASICHE W. O., MITALO O. W., KASAHARA Y., TOSA Y., MWORIA E. G., USHIJIMA K., NAKANO R., and KUBO Y. Effect of storage temperature on fruit ripening in three kiwifruit cultivars. *The Horticulture Journal*, 2017, 86(3): 403–410. <https://doi.org/10.2503/hortj.OKD-028>

参考文献:

- [1] JAHURUL M. H. A., AZZATUL F. S., SHARIFUDIN M. S., NORLIZA M. J., HAMMADI M., LEE J. S., PATRICIA M., JINAP S., RAMLAH GEORGE M. R., FIROZ KHAN M. 和 ZAIDUL I. S. M. 红毛丹 (肾病) 的功能和营养特性唇形科 L.) 种子及其工业应用 : 综述。食品科学技术趋势, 2020, 99 : 367-374。 <https://doi.org/10.1016/j.tifs.2020.03.016>
- [2] 印尼统计局。2018 年果蔬植物年度统计。BPS-印尼统计, 雅加达, 2019。
- [3] HERNANDEZ-HERNANDEZ C., AGUILAR, C. N., RODRIGUEZ-HERRERA, R., FLORES-GALLEGOS

- A. C., MORLETT-CHÁVEZ J., GOVEA-SALAS M. 和 ASCACIO-VALDÉS J. A. 红毛丹 (韶唇形科 L.) : 营养和功能特性。食品科学与技术趋势, 2019, 85 : 201-210。 <https://doi.org/10.1016/j.tifs.2019.01.018>
- [4] MOTA M. D., DA BOA MORTE A. N., SILVA L. C. R. C. E. 和 CHINALIA F. A. 通过添加红毛丹 (韶唇形科 L.) 乙醇提取物来增强防晒保护因子。光化学与光生物学杂志 B : 生物学, 2020, 205 : 111837. <https://doi.org/10.1016/j.jphotobiol.2020.111837>
- [5] 李伟, 曾洁和邵瑜。红毛丹—延髓。在 : RODRIGUES S., DE OLIVEIRA SILVA E. 和 DE BRITO E. S. (编辑) 异国水果。学术出版社, 2018 : 369–375。 <http://dx.doi.org/10.1016/B978-0-12-803138-4.00048-4>
- [6] HALIM H. R., HAPSARI D. P., JUNAEDI A., RITONGA A. W., NATAWIJAYA A., POERWANTO R., SOBIR, WIDODO W. D. 和 MATRA D. D. 利用不足的印度尼西亚水果的代谢组学数据集 ; 兰拜 (百家乐杂色) , 南卡达克 (面包果上升) , 红毛丹 (韶唇形科) 和侧柏树皮 (鱼) 使用 GCMS 和 LCMS。数据简介, 2019, 23 : 1-3。 <https://doi.org/10.1016/j.dib.2019.103706>
- [7] SUPAPVANICH S. 水杨酸和温水浸液对红毛丹果实 (韶唇形科 L.) 的质量和生物活性化合物的影响。清迈大学自然科学学报, 2015, 14 (1) : 23–38。
- [8] BOKHARI S. U. F., WANG L., ZHENG Y. 和 JIN P. 储水前的热水处理通过调节精氨酸代谢来增强西葫芦 (西葫芦) 南瓜的耐寒性。收获后生物学与技术, 2020, 166 : 111229. <https://doi.org/10.1016/j.postharvbio.2020.111229>
- [9] VEGA-ALVAREZ M., SALAZAR-SALAS N. Y., LOPEZ_ANGULO G., PINEDA-HIDALGO K. V., LÓPEZ-LÓPEZ M. E., VEGA-GARCÍA M. O., DELGADO-VARGAS F. 和 LÓPEZ-VALENZUELA J. A. 芒果皮的代谢组学变化与检疫热水处理引起的冷害耐受性有关。收获后生物学与技术, 2020, 169 : 111299. <https://doi.org/10.1016/j.postharvbio.2020.111299>
- [10] SALAZAR-SALAS N. Y., VALENZUELA-PONCE L., VEGA-GARCIA M. O., PINEDA-HIDALGO K. V., VEGA-ALVAREZ M., CHAVEZ-ONTIVEROS J., DELGADO-VARGAS F. 和 LOPEZ-VALENZUELA J. A. 蛋白质变化相关热水预处理对番茄果实具有耐冷性。收获后生物学与技术, 2017, 134 : 22-30。 <http://dx.doi.org/10.1016/j.postharvbio.2017.08.002>
- [11] LOAYZA F. E., BRECHT J. K., SIMONNE A. H.,

- PLOTTO A. , BALDWIN E. A. , BAI J. 和 LON-KAN E. 通过在成熟果岭上进行热水处理来增强成熟番茄的抗氧化能力阶段。收获后生物学与技术, 2020, 161 : 111314 。 <https://doi.org/10.1016/j.postharvbio.2020.111314>
- [12] VILAPLANA R. , CHICAIZA G. , VACA C. 和 VALENCIA-CHAMORRO S. 采后结合热水处理和脱乙酰壳多糖涂层控制木瓜中的炭疽病。作物保护, 2020, 128 : 105007。 <https://doi.org/10.1016/j.cropro.2019.105007>
- [13] 杨河, 韩毅, 韩哲, 阿卡莎, 李哲, 毕毅, 杨庆, 和普鲁斯基 D.热水浸泡刺激了马铃薯块茎的伤口愈合。收获后生物学与技术, 2020, 167 : 111245。 <https://doi.org/10.1016/j.postharvbio.2020.111245>
- [14] CHIABRANDO V. 和 GIACALONE G. 热水处理作为最低限度加工的鲜食葡萄的消毒剂的功效。清洁生产杂志, 2020, 257 : 120364。 <https://doi.org/10.1016/j.jclepro.2020.120364>
- [15] ENDO H. , OSE K. , BAI J. 和 IMAHORI Y. 热水处理对低温贮藏期间成熟的绿梅 (李子) 果实的冷害发生率和抗氧化反应的影响。园艺科学, 2019, 246 : 550-556。 <https://doi.org/10.1016/j.scienta.2018.11.015>
- [16] 官方分析化学家协会。官方分析化学家协会的官方分析方法。官方分析化学家协会, 哥伦比亚特区华盛顿, 2019。
- [17] SONG C. , LI A. , CHAI Y. , LI Q. , LIN Q. , DUAN Y. 1-甲基环丙烯与改良气氛联合对无花果采后品质的影响贮存。食品质量杂志, 2019, 2019 : 2134924。 <https://doi.org/10.1155/2019/2134924>
- [18] MUHAMED S. 和 KURIEN S. 基于扩展的 BBCH 规模的印度喀拉邦红毛丹 (韶唇形科 L.) 的相。当前植物生物学, 2018, 13 : 37-44 。 <http://dx.doi.org/10.1016/j.cpb.2017.10.001>
- [19] 陈 Y. , 格里普利特·J·戴维·K, 卡斯泰拉林 S. D. , 特罗尔·J. , 黄 D. C. J. , 罗佐, 沙夫弗 R. , 赛尔顿·J·M. , 塔隆·M. , GAMBETTA G. A. 和 CHERVIN C. 更年期和非更年期水果中的乙烯受体和相关蛋白。植物科学, 2018, 276 : 63-72 。 <https://doi.org/10.1016/j.plantsci.2018.07.012>
- [20] KHAREL K. , YEMMIREDDY V. K. , GRAHAM , C. J. , PRINYAWIWATKUL W. 和 ADHIKARI A. 热水处理是灭活大肠杆菌 O157 : H7, 沙门氏菌, 单核细胞增生李斯特菌和粪肠球菌的杀伤步骤。胡桃。轻载, 2018, 97 : 555-560。 <https://doi.org/10.1016/j.lwt.2018.07.048>
- [21] LUFU R. , AMBAW A. 和 OPARA U. L. 新鲜水果的水分流失: 影响收获前, 收获和收获后的因素。园艺科学, 2020, 272 : 109519。 <https://doi.org/10.1016/j.scienta.2020.109519>
- [22] CHÁVEZ-SÁNCHEZI. , CARRILLO-LÓPEZA. , VEGA-GARCÍAM. 和 YAHIA E.M. 抗真菌热水处理对番木瓜采后质量和果胶甲基酯酶和聚半乳糖醛酸酶活性的影响。食品科学技术学报, 2013, 50 (1) : 101-107。 <https://doi.org/10.1007/s13197-011-0228-0>
- [23] BASSAL M. 和 EL-HAMAHMY M. 热水浸泡和预处理处理可减少冷隔离期间的冷害并保持脐橙和瓦伦西亚橙的收获后质量。收获后生物学与技术, 2011, 60 (3) : 186-191 。 <https://doi.org/10.1016/j.postharvbio.2011.01.010>
- [24] GONZÁLEZ-BUESA J. 和 SALVADOR M. L. 一种基于阿杜伊诺的低成本设备, 用于测量水果和蔬菜的呼吸速率。农业计算机与电子技术, 2019, 162 : 14-20。 <https://doi.org/10.1016/j.compag.2019.03.029>
- [25] HO P. L. , TRAN D. T. , HERTOOG M. L. A. T. M. 和 NICOLAÏB. M. 将火龙果的呼吸速率作为气体成分和温度的函数进行建模。园艺科学, 2020, 263 : 109138。 <https://doi.org/10.1016/j.scienta.2019.109138>
- [26] LUFU R. , AMBAW A. 和 OPARA U. L. 蒸腾作用和呼吸作用对石榴果实失重的贡献 (简历。很棒)。收获后生物学与技术, 2019, 157 : 110982。 <https://doi.org/10.1016/j.postharvbio.2019.110982>
- [27] 江永立, 陈立永, 李天成和常平天。通过 CPPU 的收获前施用来改善新鲜的红肉火龙果 (猪蹄鱼。) 果实的收获后储存。园艺科学, 2020, 273 : 109646。 <https://doi.org/10.1016/j.scienta.2020.109646>
- [29] 滕角 L. , ZIRUI Z. , FEIYANG J. 和 BINGKUI C. 考虑温度效应的斜齿轮时变刚度的解析算法。湖南大学学报 (自然科学版) , 2020, 47 (2) : 6-13 。 <http://jonuns.com/index.php/journal/article/view/384>
- [30] ASICHE W. O. , MITALO O. W. , KASAHARA Y. , TOSA Y. , MWORIA E. G. , USHIJIMA K. , NAKANO R. 和 KUBO Y. 在三种猕猴桃品种中, 贮藏温度对果实成熟的影响。园艺学报, 2017, 86 (3) : 403-410。 <https://doi.org/10.2503/hortj.OKD-028>